



# MINIMATIC® J-SERIES QUICK CONNECT

The Minimatic J-Series quick connect consists of two component parts that are joined to form the complete connector. The valve body contains a 2-way spring-loaded poppet valve that is generally connected to the main air supply. When the poppet is not depressed, the air supply is shut-off by this valve. The Cap contains a valve depressor that when assembled to the valve body, depresses the poppet allowing air to flow from the main supply to circuitry or equipment downstream. Valve body & cap assemblies contain both components.

M J Q C - □ □ □ □

**Cap**

- B4** - 1/8" hose barb
- FT** - #10-32 female thd.
- PF** - Panel mount #10-32 female thd.
- PB** - Panel mount 1/8" hose barb
- MP** - 1/8" male NPT thd.
- MQ** - 1/4" male NPT thd.

**Valve Body**

- B4** - 1/8" hose barb
- FT** - #10-32 female thd.
- MT** - #10-32 male thd.
- MP** - 1/8" male NPT thd.
- FP** - 1/8" female NPT thd.
- MQ** - 1/4" male NPT thd.

To order just the cap

MJQC - C □ □

To order just the valve body

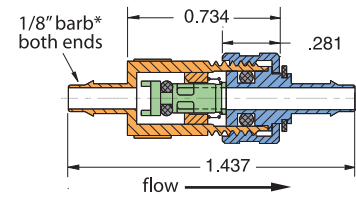
MJQC - V □ □

## Valve Body & Cap Assemblies

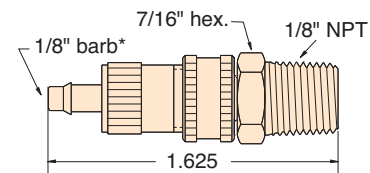
\*1/8" Barb - fits 1/8" I.D. hose. Ideal for use with Clippard URH1-0804 polyurethane hose.

- High flow of 14 scfm @ 100 psig
- Space saving attractive miniature design
- Wide variety of connectors
- Adds convenience to equipment and circuits
- Brass body, electroless nickel plated
- Non-corrosive - Acetal poppet
- Fills the gap between clumsy, large quick connects and smaller quick connects with less flow
- Nitrile seals, positive shut off
- Positive threaded connection, stays connected
- Medium: Air, Oil, or Water
- Working Pressure: 0 to 150 psig max.

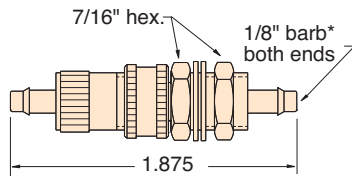
Minimatic J-Series quick connect fittings are very compact yet provide a very high flow. The electroless nickel plated brass body is available with #10-32 threads (M or F), 1/8" NPT threads (M or F), 1/4" NPT threads (M) or a 1/8" hose single barb configuration.



Part No.	Description
MIQC-B4B4	1/8" Barb Outlet, 1/8" Barb Inlet (MJQC-VB4/MJQC-CB4 Combo)

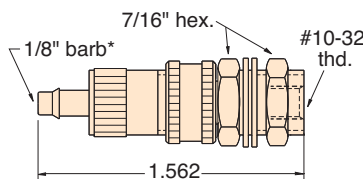


Part No.	Description
MIQC-MPB4	1/8" Barb Outlet, 1/8" NPT Inlet (MJQC-VB4/MJQC-CMP Combo)



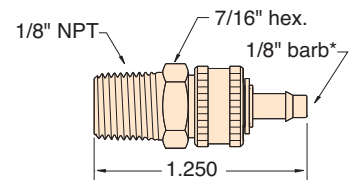
Part No.	Description
MIQC-PBB4	1/8" Barb Outlet, 1/8" Barb Inlet with Thread (MJQC-VB4/MJQC-CPB Combo)

(supplied with mounting nut and two washers)



Part No.	Description
MIQC-PFB4	1/8" Barb Outlet, #10-32 Inlet (MJQC-VB4/MJQC-CPF Combo)

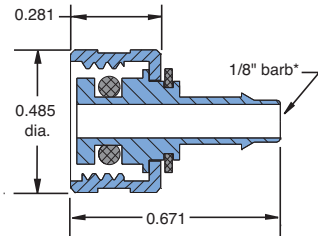
(supplied with mounting nut and two washers)



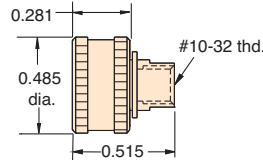
Part No.	Description
MIQC-B4MP	1/8" NPT Outlet, 1/8" Barb Inlet (MJQC-VMP/MJQC-CB4 Combo)

## Caps with Open Flow Path

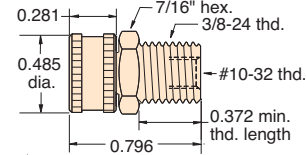
Minimatic J-Series quick connect fittings are ideal for use in jigs, fixtures, feeding devices, logic control circuitry and automatic or semi-automatic machinery. Assembly is simple, and the tightening of the knurled cap assures a positive, leakproof, high pressure connection that will stay connected.



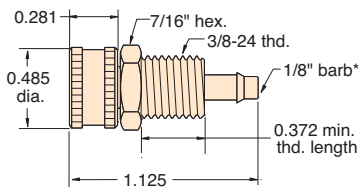
**Part No.** MIQC-CB4 **Description**  
1/8" Barb



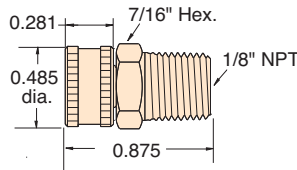
**Part No.** MIQC-CFT **Description**  
#10-32



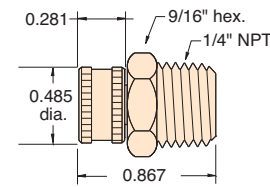
**Part No.** MIQC-CPF **Description**  
3/8" Thread



**Part No.** MIQC-CPB **Description**  
1/8" Barb  
*(supplied with mounting nut and two washers)*



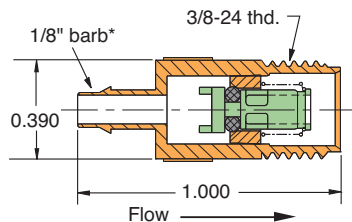
**Part No.** MIQC-CMP **Description**  
1/8" NPT



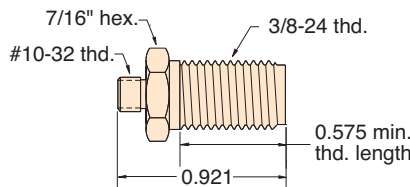
**Part No.** MIQC-CMQ **Description**  
1/4" NPT

## Valve Bodies with Shut-Off Valve

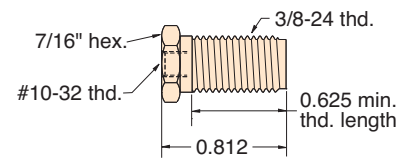
Minimatic J-Series quick connect fittings are very compact yet provide a high flow of 14 scfm @ 100 psig. The electroless nickel plated brass body is available with #10-32 threads (M or F), 1/8" NPT threads (M or F), 1/4" NPT threads (M) or a 1/8" hose single barb configuration that is ideal for use with Clippard URH1-0804 polyurethane hose.



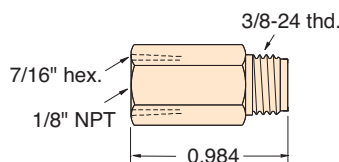
**Part No.** MIQC-VB4 **Description**  
1/8" Barb, 3/8-24 Thd.



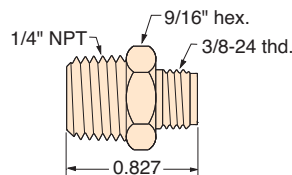
**Part No.** MIQC-VMT **Description**  
#10-32 Male, 3/8-24 Thd.  
*(supplied with mounting nut and two washers)*



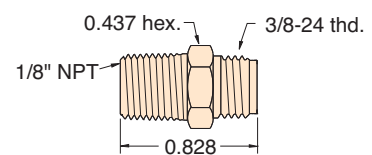
**Part No.** MIQC-VFT **Description**  
#10-32 Female, 3/8-24 Thd.  
*(supplied with mounting nut and two washers)*



**Part No.** MIQC-VFP **Description**  
1/8" NPT Female, 3/8-24 Thd.



**Part No.** MIQC-VMQ **Description**  
1/4" NPT Male, 3/8-24 Thd.



**Part No.** MIQC-VMP **Description**  
1/8" NPT Male, 3/8-24 Thd.

\*1/8 Barb - fits 1/8" I.D. hose. Ideal for use with Clippard URH1-0804 polyurethane hose.



# MINIMATIC® QUICK CONNECT

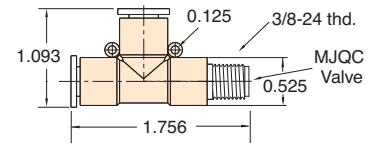
## Push-Quick Fittings with MJQC Quick-Connect Port



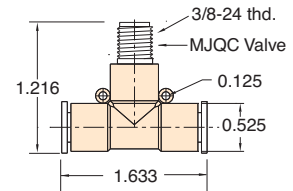
These 1/4" fittings combine the quick, easy Push-Quick functionality with the flexibility and security of the Quick-Connect series with no circuit interruption. MJQC Quick-Connect Caps (ordered separately on previous page) attach to the threaded port allowing for a variety of uses.

Part No.	Description
<a href="#">PQ-RT08QC</a>	Run Tee with 3/8-24 Thread
<a href="#">PQ-BT08QC</a>	Branch Tee with 3/8-24 Thread

- Serves as an easy connection point for temporary functions/circuitry
- Quickly test for air flow
- Easy connection to valves, cylinders, hose, etc.
- Check air pressure via a gauge
- Use as a dump valve/vent

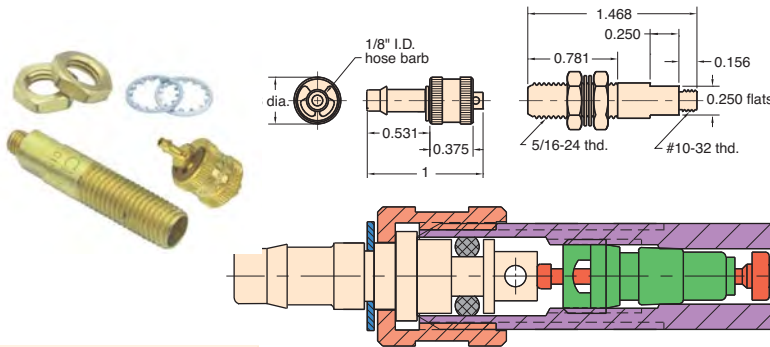


**PQ-RT08QC**



**PQ-BT08QC**

## Quick Connect Assembly



Part No.	Description
<a href="#">MOC-2S</a>	QC Assembly

**Type:** One way check quick connect assembly of valve body MQC-V2 and hose connector MQC-F

**Material:** Body- brass, Stem- brass

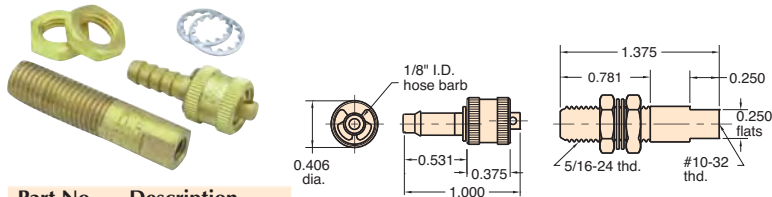
**Seals:** Nitrile

**Working Pressure:** 0 to 300 psig

**Air Flow:** 3.0 scfm @ 50 psig  
5.8 scfm @ 100 psig

**Triple Barb:** Order [MOC-2](#)

## Quick Connect Assembly



Part No.	Description
<a href="#">MOC-3S</a>	QC Assembly

**Type:** One way check quick connect assembly of valve body MQC-V3 and hose connector MQC-F

**Material:** Body- brass, Stem- brass

**Seals:** Nitrile

**Working Pressure:** 0 to 300 psig

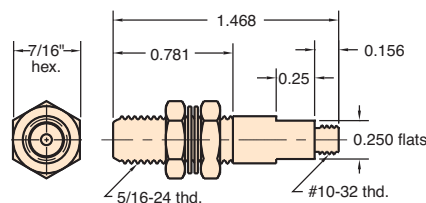
**Air Flow:** 3.0 scfm @ 50 psig  
5.8 scfm @ 100 psig

**Triple Barb:** Order [MOC-3](#)

## Valve Body



Part No.	Description
<a href="#">MOC-V2</a>	Valve Body



**Material:** Brass

**Thread:** #10-32 male

**Mounting:** In panel or bracket to 1/4" thick with two 7/16" mounting nuts and lockwashers furnished; also screws directly into operative unit or manifold

**Seals:** Nitrile

**Use:** For connection with external shut-off to external hose, use hose connectors: MQC-F, MQC-FT, MQC-F2

**Options:** (-ENP)